
[HOME](#)[ABOUT](#)[LITERACY](#)[MATH](#)[SPECIAL NEEDS](#)[DIY PROJECTS](#)[PARENTS](#)[SHOP](#)

Fishing for Rhyme, Letters and CVC Words



JULY 6, 2015

BY



JULIE VAN ALST



LEAVE A COMMENT



The kiddos absolutely LOVE practicing skills with the fishing activities! With just a little bit of assembly, you'll have activities that will last for years and years. I like to store the activities in these 16 1/2 L x 13 W x 6 5/8 Sterilite containers. Just to add a little color I made these stickers that can be placed around the container. Simply print the file on a full size Avery label, cut and then adhere to the outside of the container.






Click the following link to download this sticker: [Fishing Container Sticker](#)

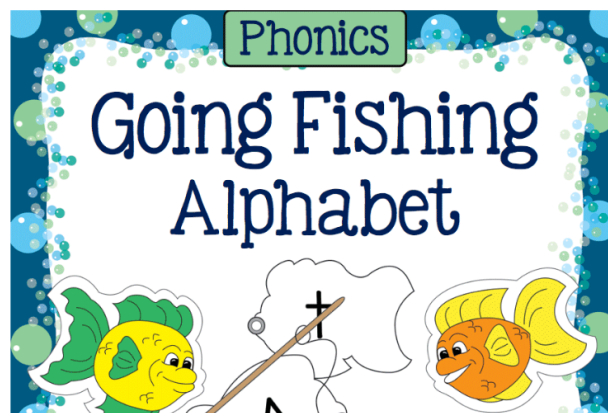
To make it seem as if the fish are swimming in water I cut a square piece of foam and placed in on the bottom of the container. Of course blue felt would work great too.



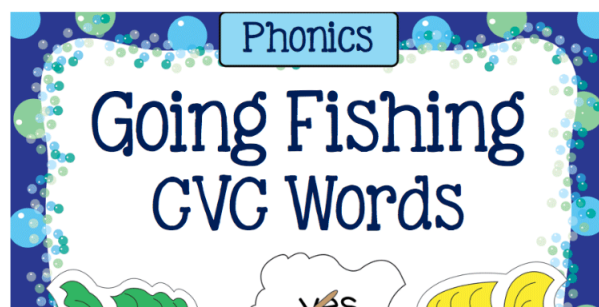
The fishing activities for rhyme, the alphabet and CVC words can be found in my online TpT store or in the MT& T website.



The fishing Activity for rhyme can be found in my [Teachers Pay Teachers store](#) and in the [Make, Take & Teach website](#).



The fishing Activity for the alphabet can be found in my [Teachers Pay Teachers store](#) and in the [Make, Take & Teach website](#).



The fishing Activity for CVC words can be found in my [Teachers Pay Teachers store](#) and in the [Make, Take & Teach website](#).



Julie



FILED UNDER: ALPHABET, BLOG, CVC WORDS, RHYME

LEAVE A REPLY

Your email address will not be published. Required fields are marked *

Comment

Name *

Email *

Website

☐

Save my name, email, and website in this browser for the next time I comment.



CAPTCHA Code

★

POST COMMENT

COPYRIGHT © 2018 · MAKE TAKE & TEACH · SITE BY BIT SOCIAL MEDIA